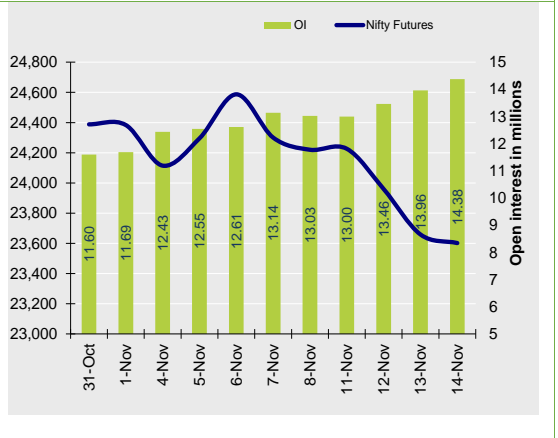


Nifty Snapshot

	Close	Prv Cl.	Ab chg	% chg
Spot	23,532.70	23,559.05	-26.35	-0.11
Futures	23,601.70	23,658.55	-56.85	-0.24
OI(ml shr)	14.38	13.96	0.42	2.98
Vol (lots)	257403	313087	-55684	-17.79
COC	69.00	99.50	-30.50	-30.7
PCR-OI	0.88	0.70	0.18	26.2

Nifty Futures Price v/s OI



Institutional Activity in previous trading session

(in Rs cr.)	Buy	Sell	Net
Index Futures	3300.90	3706.30	-405.40
Index Options	3043046.61	3056480.98	-13434.37
Stock Futures	21857.51	22592.17	-734.66
Stock Options	60582.92	60086.39	496.53
FII Cash	13,003.06	14,852.93	-1,849.87
DII Cash	10,200.35	7,718.54	2,481.81

Net FII Activity (in Rs cr.)

Date	Idx Fut	Stk Fut	Idx Opt	Cash
14-Nov	-405.4	-734.7	-13434.4	-1850
13-Nov	-1885.9	2454.9	37331.5	-2503
12-Nov	-734.2	-3534.6	16931.3	-3024
11-Nov	335.5	-2425.8	-15268.3	-2307
8-Nov	-314.4	-1146.4	10421.6	-3404
7-Nov	-1146.4	-7194.0	-26316.6	-4889

Technical Pivot (Intraday):

	S2	S1	PIVOT	R1	R2
NIFTY	23445	23525	23640	23720	23835
BANKNIFTY	49700	50000	50365	50665	51030

(Price is in Rs; OI is in million units; Price chg and OI chg are in percentage) **NB RESEARCH**

Fresh Longs seen in:

Scrip	Price	Price chg	OI	OI Chg
EICHERMOT	4893.4	6.6	4.6	17.4
UBL	1862.8	1.1	2.0	6.9
UPL	528.8	2.0	33.7	5.0

Short Covering seen in:

Scrip	Price	Price chg	OI	OI Chg
GNFC	554.7	1.6	7.2	-11.1
NATIONALUM	220.1	0.7	68.8	-7.9
CANFINHOME	825.4	1.1	3.4	-5.7

Fresh Shorts seen in:

Scrip	Price	Price chg	OI	OI Chg
PIIND	4251.3	-4.6	1.5	19.6
TATACONSUM	927.9	-2.8	13.8	12.5
MANAPPURAM	155.1	-1.3	60.2	9.5

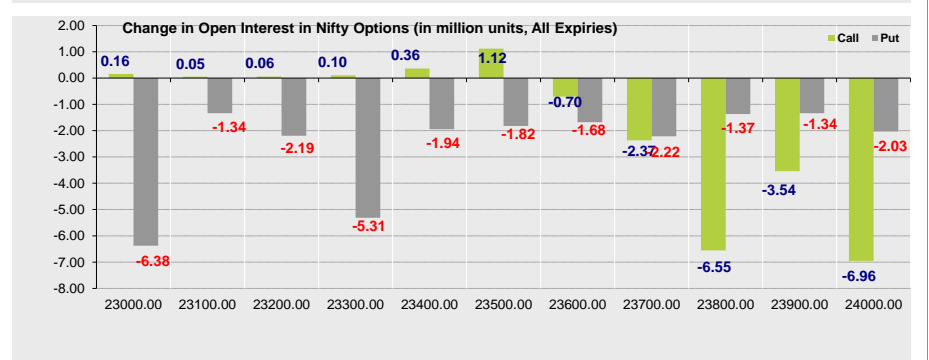
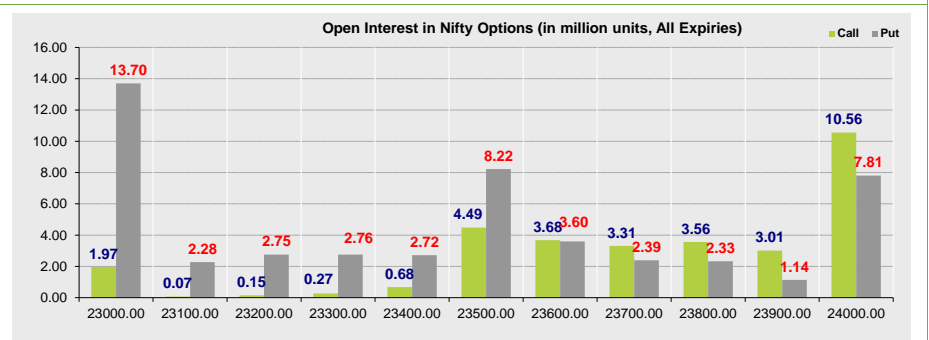
Long Unwinding seen in:

Scrip	Price	Price chg	OI	OI Chg
ALKEM	5529.9	-0.9	1.6	-10.2
APOLLOHOSP	6861.7	-0.2	1.9	-4.2
HINDALCO	627.4	-0.2	51.6	-3.9

Summary

- Indian markets closed on a flat note where buying was mainly seen in Automobiles, Banking, Realty Sectors. Nifty Nov Futures closed at 23601.70 (down 56.85 points) at a premium of 69.00 pts to spot.
- FIIIs were net sellers in Cash to the tune of 1849.87 Cr and were net sellers in index futures to the tune of 405.40 Cr.
- India VIX decreased by 4.27% to close at 14.78 touching an intraday high of 15.69.

Open Interest in Nifty Options:



- The above second chart shows previous trading day's change in Nifty options where Liquidation in OI were seen in 23300, 23400, 23500, 23600 strike Puts and at 23800, 23700, 23600 strike Calls indicating market is likely to remain range bound in the near term.
- Highest OI build-up is seen at 24000 strike Calls and 23000 strike Puts, to the tune of 10.56mn and 13.70mn respectively.

Outlook on Nifty:

Index is likely to open on a negative note today and is likely to remain range bound during the day.

NIFTY50 Options OI (CE OI = Resistance) (PE OI = Support)			
Symbol	Highest CE OI	Highest PE OI	CMP
ADANIAPORTS	1400	1300	1268
ADANIENT	3000	3000	2828
ASIANPAINT	2600	2400	2478
AXISBANK	1200	1200	1143
BAJAJ-AUTO	11000	9500	9492
BAJAJFINSV	1780	1640	1642
BAJFINANCE	7000	6500	6560
BHARTIARTL	1620	1600	1553
BPCL	320	300	298
BRITANNIA	5500	5000	4917
CIPLA	1600	1500	1501
COALINDIA	484.25	484.25	411
DIVISLAB	6000	5000	5750
DRREDDY	1300	1200	1229
EICHERMOT	5000	4500	4893
GRASIM	2700	2500	2533
HCLTECH	1820	1800	1859
HDFCBANK	1800	1700	1695
HDFCLIFE	730	660	696
HEROMOTOCO	5000	4000	4618
HINDALCO	700	600	627
HINDUNILVR	2600	2400	2392
ICICIBANK	1300	1250	1258
ITC	500	470	467
INDUSINDBK	1100	1000	1020

NIFTY50 Options OI (CE OI = Resistance) (PE OI = Support)			
Symbol	Highest CE OI	Highest PE OI	CMP
INFY	1800	1800	1865
IOC	150	130	135
JSWSTEEL	1000	900	939
KOTAKBANK	1800	1680	1708
LT	3700	3600	3535
LTIM	6000	6000	5998
M&M	3000	2500	2813
MARUTI	12000	11000	10997
NESTLEIND	2400	2400	2188
NTPC	400	380	374
ONGC	275	250	252
POWERGRID	330	300	313
RELIANCE	1400	1500	1272
SBILIFE	1640	1600	1563
SBIN	850	800	807
SUNPHARMA	1900	1780	1773
TATACONSUM	1100	900	928
TATAMOTORS	900	800	777
TATASTEEL	155	140	138
TCS	4200	4000	4147
TECHM	1700	1600	1687
TITAN	3300	3000	3184
ULTRACEMCO	11500	11000	10754
UPL	550	500	529
WIPRO	600	540	568

OI against MWPL

Symbol	MWPL	Open Interest	Limit for next day	% OI
GNFC	17249403	17638400	Ban	102%
AARTIIND	41610105	41479000	Ban	100%
SAIL	289139949	254664000	20018951	88%
GRANULES	29633038	25982000	Ban	88%
CHAMBLFERT	31728204	27306800	2834993	86%
BANDHANBNK	193371053	166370400	17332100	86%
HINDCOPPER	65482129	55885850	Ban	85%
MANAPPURAM	109616743	91650000	12485905	84%
ABFRL	94669741	78275600	Ban	83%
NMDC	229794455	186030000	32274732	81%
CANBK	672420574	534120750	104678795	79%
NATIONALUM	178967755	142110000	27909367	79%
EXIDEIND	91809066	70801200	16417412	77%
ABCAPITAL	162060517	123665400	30292091	76%
RBLBANK	121536448	91600000	23859625	75%
LTF	168032565	125765932	33865004	75%
BANKBARODA	372635498	268775325	85228398	72%
PNB	687763516	488640000	164735340	71%
GMRINFRA	716538553	496895625	183816000	69%
BSOFT	32673011	22321000	8718360	68%
LICHSGFIN	60244101	41017000	16214895	68%
BHEL	256482590	173523000	70135460	68%
INDUSINDBK	120164716	80680000	33476480	67%
UPL	101298781	67436200	28797641	67%
SBICARD	59726572	39601600	17138643	66%
BIOCON	93926056	61790000	27439753	66%
PEL	24029984	15455250	7373234	64%
ADANIEMT	57246033	36434700	17949031	64%
DIXON	8031387	5049300	2580517	63%
HAL	37934515	23653050	12384739	62%
PVRINOX	14239644	8739104	4788557	61%
IRCTC	60165566	35719250	21438037	59%
CONCOR	55081874	32690000	19637780	59%

OI against MWPL

Symbol	MWPL	Open Interest	Limit for next day	% OI
DLF	128335464	75904950	46013740	59%
BATAINDIA	12812405	7570875	4600909	59%
IEX	177847885	101471250	67484240	57%
IDEA	8405889130	4592640000	3392954673	55%
TATACHEM	31601465	17041200	12980191	54%
VEDL	339831292	181810400	141029327	54%
ACC	16266067	8647200	6805563	53%
INDUSTOWER	247893065	126949200	108549211	51%
CUB	148134380	75815000	64912661	51%
SUNTV	19704232	9931500	8787520	50%
TATAPOWER	339616396	169842150	152793426	50%

Derivative Recommendations:

Stock Name	Call (Buy/Sell)	Entry price	Targets	Stop Loss	Duration	Status
UBL 1800PE	Buy	17.5	26	12	1-2 Days	Open
NIFTY Future	Buy	23730	24400	23450	1-2 Days	Open

FROM THE EQUITY DERIVATIVE DESK:

NIRAV HARISH CHHEDA
AVP - DERIVATIVES AND TECHNICAL RESEARCH
E-Mail: nirav.chheda@nirmalbang.com
Tel no: 6273-8199/8000

AMIT BHUPTANI
SNR.DERIVATIVES AND TECHNICAL RESEARCH ANALYST
E-Mail: amit.bhuptani@nirmalbang.com
Tel no: 6273-8242/8000

DISCLOSURES

Research Reports that are published by Nirmal Bang Securities Private Limited (hereinafter referred to as "NBSPL") are for private circulation only. NBSPL is a registered Research Analyst under SEBI (Research Analyst) Regulations, 2014 having Registration no. INH000001766. NBSPL is also a registered Stock Broker with National Stock Exchange of India Limited, BSE Limited, Metropolitan Stock Exchange of India Limited, Multi Commodity Exchange of India Limited, National Commodity and Derivative Exchange Limited and Indian Commodity Exchange Limited in cash and Equity and Commodities derivatives segments.

NBSPL has other business divisions with independent research teams separated by Chinese walls, and therefore may, at times, have different or contrary views on stocks and markets.

NBSPL or its associates have not been debarred / suspended by SEBI or any other regulatory authority for accessing / dealing in securities Market. NBSPL, its associates or analyst or his relatives do not hold any financial interest (Except Investment) in the subject company. NBSPL or its associates or Analyst do not have any conflict or material conflict of interest at the time of publication of the research report with the subject company. NBSPL or its associates or Analyst or his relatives may or may not hold beneficial ownership of 1% or more in the subject company at the end of the month immediately preceding the date of publication of this research report.

NBSPL or its associates / analyst has not received any compensation / managed or co-managed public offering of securities of the company covered by Analyst during the past twelve months. NBSPL or its associates have not received any compensation or other benefits from the company covered by Analyst or third party in connection with the research report. Analyst has not served as an officer, director or employee of Subject Company. NBSPL / analyst has not been engaged in market making activity of the subject company.

Analyst Certification: The research analysts and authors of these reports, hereby certify that the views expressed in this research report accurately reflects my/our personal views about the subject securities, issuers, products, sectors or industries. It is also certified that no part of the compensation of the analyst(s) was, is, or will be directly or indirectly related to the inclusion of specific recommendations or views in this research. The analyst(s) principally responsible for the preparation of this research report and has taken reasonable care to achieve and maintain independence and objectivity in making any recommendations.

DISCLAIMER

This report is for the personal information of the authorized recipient and does not construe to be any investment, legal or taxation advice to you. NBSPL is not soliciting any action based upon it. Nothing in this research shall be construed as a solicitation to buy or sell any security or product, or to engage in or refrain from engaging in any such transaction. In preparing this research, we did not take into account the investment objectives, financial situation and particular needs of the reader.

This research has been prepared for the general use of the clients of NBSPL and must not be copied, either in whole or in part, or distributed or redistributed to any other person in any form. If you are not the intended recipient you must not use or disclose the information in this research in any way. Though disseminated to all the customers simultaneously, not all customers may receive this report at the same time. NBSPL will not treat recipients as customers by virtue of their receiving this report. This report is not directed or intended for distribution to or use by any person or entity resident in a state, country or any jurisdiction, where such distribution, publication, availability or use would be contrary to law, regulation or which would subject NBSPL & its group companies to registration or licensing requirements within such jurisdictions.

The report is based on the information obtained from sources believed to be reliable, but we do not make any representation or warranty that it is accurate, complete or up-to-date and it should not be relied upon as such. We accept no obligation to correct or update the information or opinions in it. NBSPL or any of its affiliates or employees shall not be in any way responsible for any loss or damage that may arise to any person from any inadvertent error in the information contained in this report. NBSPL or any of its affiliates or employees do not provide, at any time, any express or implied warranty of any kind, regarding any matter pertaining to this report, including without limitation the implied warranties of merchantability, fitness for a particular purpose, and non-infringement. The recipients of this report should rely on their own investigations.

This information is subject to change without any prior notice. NBSPL reserves its absolute discretion and right to make or refrain from making modifications and alterations to this statement from time to time. Nevertheless, NBSPL is committed to providing independent and transparent recommendations to its clients, and would be happy to provide information in response to specific client queries.

Before making an investment decision on the basis of this research, the reader needs to consider, with or without the assistance of an adviser, whether the advice is appropriate in light of their particular investment needs, objectives and financial circumstances. There are risks involved in securities trading. The price of securities can and does fluctuate, and an individual security may even become valueless. International investors are reminded of the additional risks inherent in international investments, such as currency fluctuations and international stock market or economic conditions, which may adversely affect the value of the investment. Opinions expressed are subject to change without any notice. Neither the company nor the director or the employees of NBSPL accept any liability whatsoever for any direct, indirect, consequential or other loss arising from any use of this research and/or further communication in relation to this research. Here it may be noted that neither NBSPL, nor its directors, employees, agents or representatives shall be liable for any damages whether direct or indirect, incidental, special or consequential including lost revenue or lost profit that may arise from or in connection with the use of the information contained in this report.

Copyright of this document vests exclusively with NBSPL. Our reports are also available on our website www.nirmalbang.com